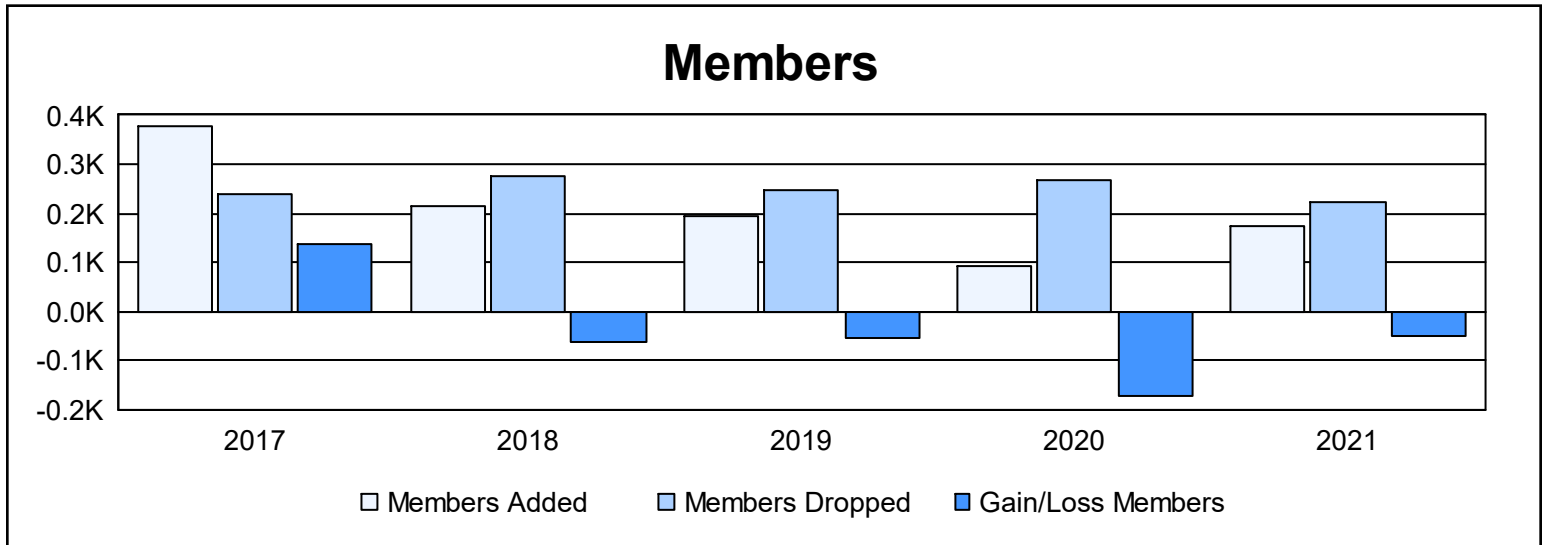
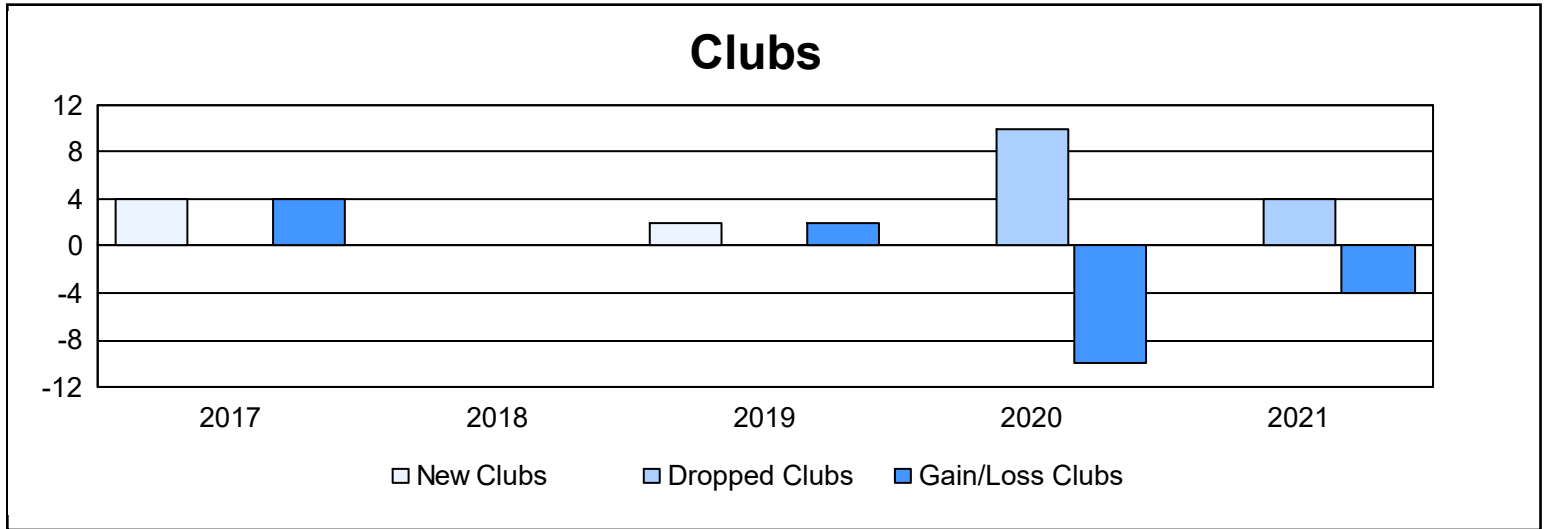
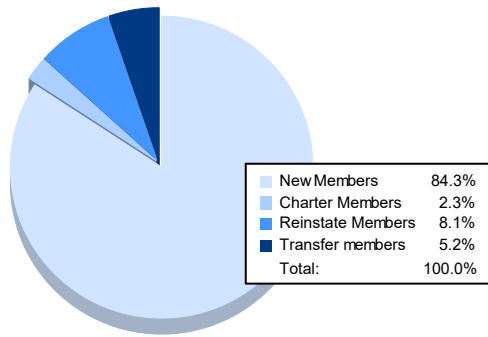


Year	New Clubs	Dropped Clubs	Gain/ Loss Clubs	New Members	Charter Members	Reinstate Members	Transfer Members	Total Member Added	Total Members Dropped	Gain/ Loss Members
2016-2017	4	0	4	259	106	2	10	377	238	139
2017-2018	0	0	0	175	4	18	18	215	276	-61
2018-2019	2	0	2	125	49	6	14	194	248	-54
2019-2020	0	10	-10	69	1	11	12	93	266	-173
2020-2021	0	4	-4	145	4	14	9	172	222	-50
<b>Average</b>	<b>1</b>	<b>3</b>	<b>-2</b>	<b>155</b>	<b>33</b>	<b>10</b>	<b>13</b>	<b>210</b>	<b>250</b>	<b>-40</b>



### Membership Composition June 2021 Cumulative



### Gender Composition June 2021 Cumulative

